

Linea 5000 - Additional RFID Smart access module

345520

Description

RFID/bluetooth smart access module for door lock opening in 2-wire systems where there is at least one Linea 5000 display module (345000), using the badge or using the Home + Security App via bluetooth. The smart access module is fitted with relay contacts (C – NO – NC) and clamps (CP – P1) for the connection of a local door release pushbutton and can be programmed using the Home + Project app. It has a programming reset pushbutton, LEDs for the visual notification of the access status and night backlighting. The device, to be completed with an appropriate finishing frame, can be installed in 1-module flush-mounted box 350010 or in wall mounted box 345311 or 345312.

Related items

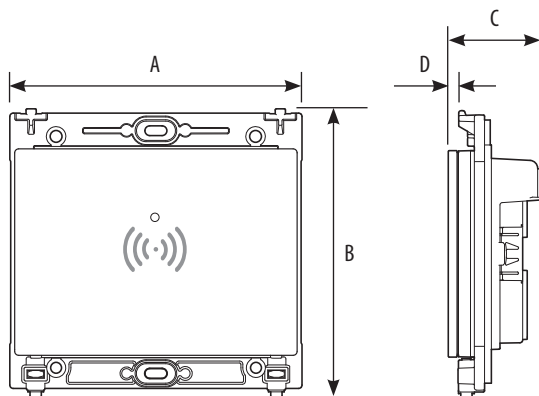
345201 Linea 5000 - Cover plate accessory module aluminium
 345202 Linea 5000 - Cover plate accessory module nickel
 345203 Linea 5000 - Cover plate accessory module gold
 345204 Linea 5000 - Cover plate accessory module titanium
 345205 Linea 5000 - Cover plate accessory module steel

Technical data

Power supply from Bus: 18 - 27 Vdc
 Stand by absorption: 3 mA
 Max. operating absorption: 100 mA
 Operating temperature: (- 25) – (+ 70) °C
 RFID: Badge reader Frequency 13.56 MHz;
 Badge reader transmission power < 42 dBuA/m @ 10 m
 Bluetooth: Frequency range: 2402 - 2480 MHz
 Power level < 10 dBm
 Local relay contact output: 8 A, 30 Vdc/Vac ; cosφ = 1
 3,5 A, 30 Vdc ; cosφ = 0,4

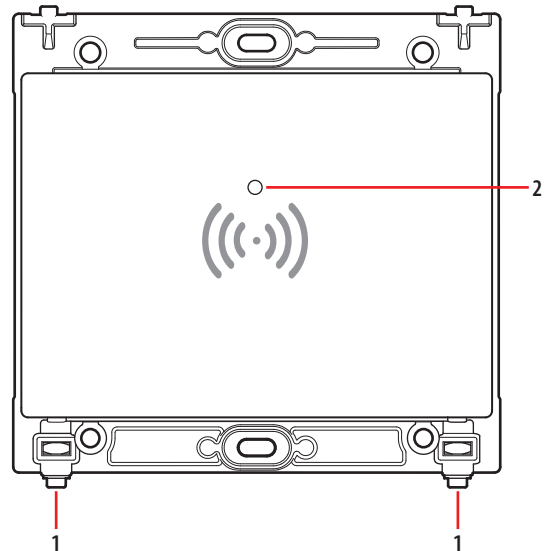
Warning: in case of a power failure, the device does not work and cannot be reached, any collection of personal data is interrupted.

Dimensional data

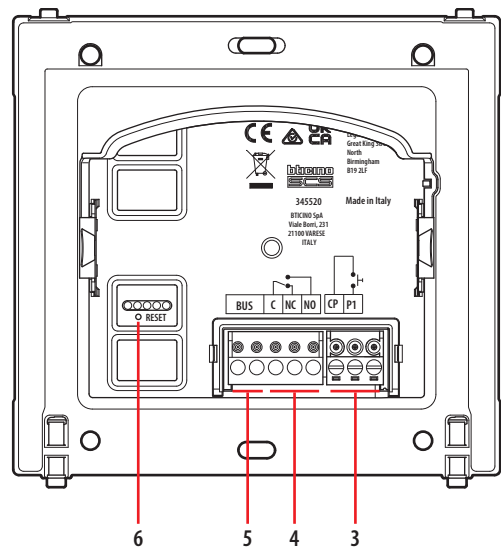


A	B	C	D
129 mm	127 mm	41 mm	4.5 mm

Front view



Rear view



Legend

1. Locking screws for finishing frame
 2. Opening confirmation LED with badge (Green OK; Red KO)
 3. Clamp for door lock pushbutton
 4. Clamp for local relay contacts (C/NC/NO)
 5. BUS clamp
 6. Special functions pushbutton
 - Reset to the factory settings: keep pressed for 10" until the red LED starts flashing
 - Bluetooth first activation: press briefly, the LED flashes green then it goes off
- Note:** After completing the first configuration with Home+Project, the Bluetooth will remain on

Configuration

For device configuration and installation and for any other information, refer to the App or documentation that can be downloaded from the website:



www.homesystems-legrandgroup.com

Download App



Home + Security



Home + Project

ANDROID: requires Android 5.0 or later with access to Google Play



iOS: requires an iPhone with iOS 12,0 or later

