

Nemo SX - Energy Web Server

Cat. N° : SXWS255



Contents	Pages
1. Description - Use	1
2. Range.....	1
3. Overall dimensions.....	1
4. Preparation - Connection	1
5. General characteristics	2
6. Compliance and approvals	4

1. DESCRIPTION - UTILISATION

Nemo SX - Energy Web server to configure, test, control and display via web browser with secured web pages (https...). Via web browser on PCs, smartphone, web viewers, tablet computers, it allows remote configuration and management of data collected from: "Conto" electricity meters, "Nemo" multi-function measuring units, "Nemo SX" system.

2. PRODUCT RANGE

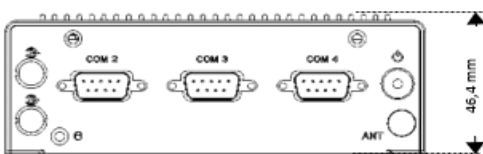
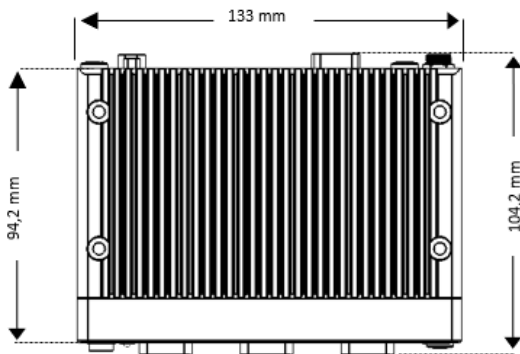
. Cat N° SXWS255, composed by: 1 web for 255 Modbus addresses, 1 external power supply and fixing brackets

Auxiliary supply:

. 12 VDC ± 10%, by external power supply (Power Adapter supplied with the Web Server).

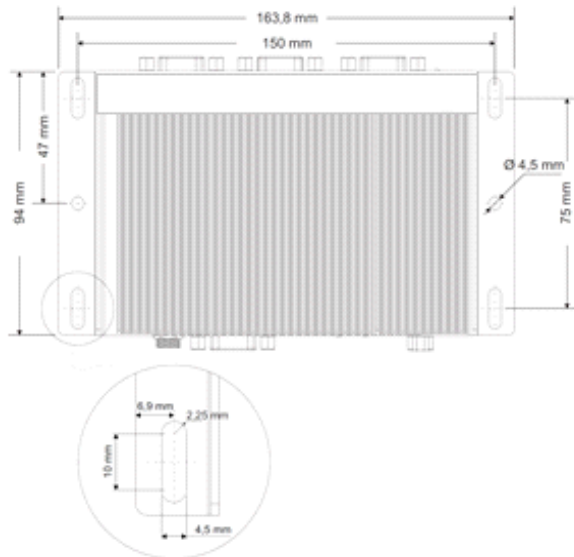
3. OVERALL DIMENSIONS

. Web server:



3. OVERALL DIMENSIONS (continued)

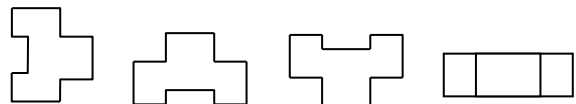
. Web server with fixing brackets (supplied with the web server): to be used to fix the web server in a rack cabinet or on the bottom of a cabinet or panel board using screws:



4. FIXING - CONNECTION

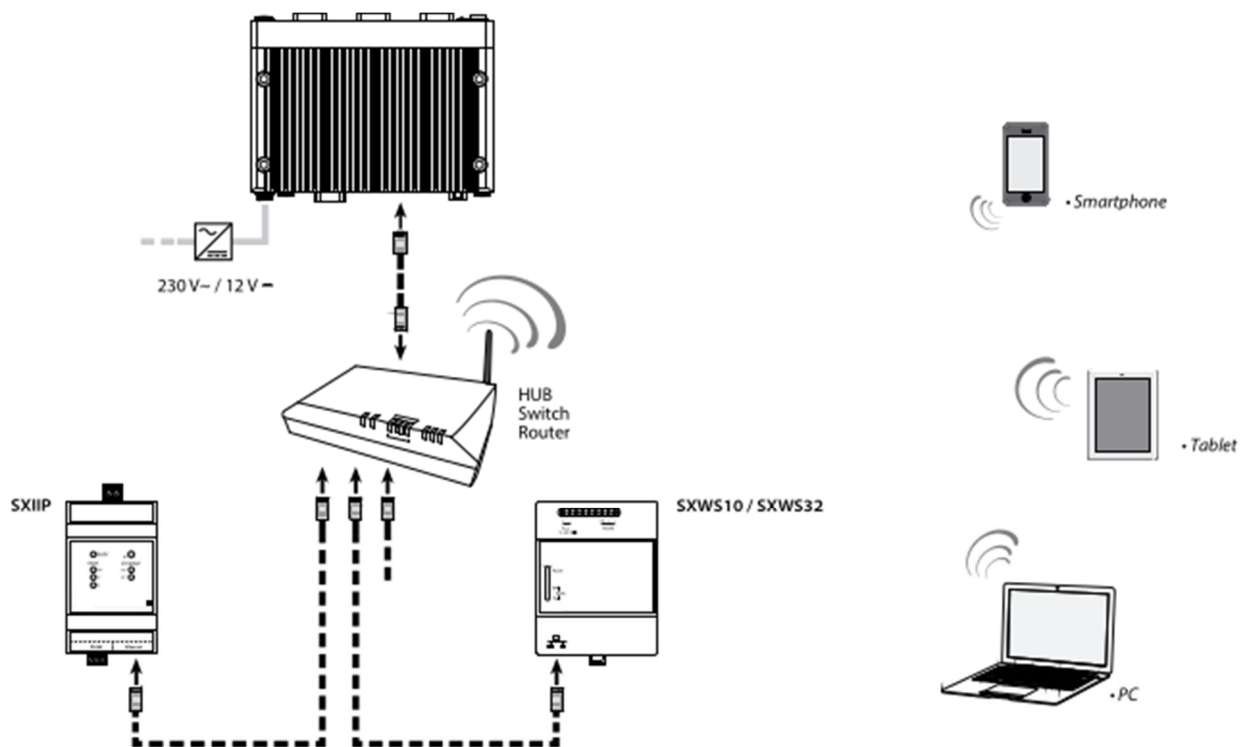
Operating position:

. Vertical, Horizontal, backwards, on the side

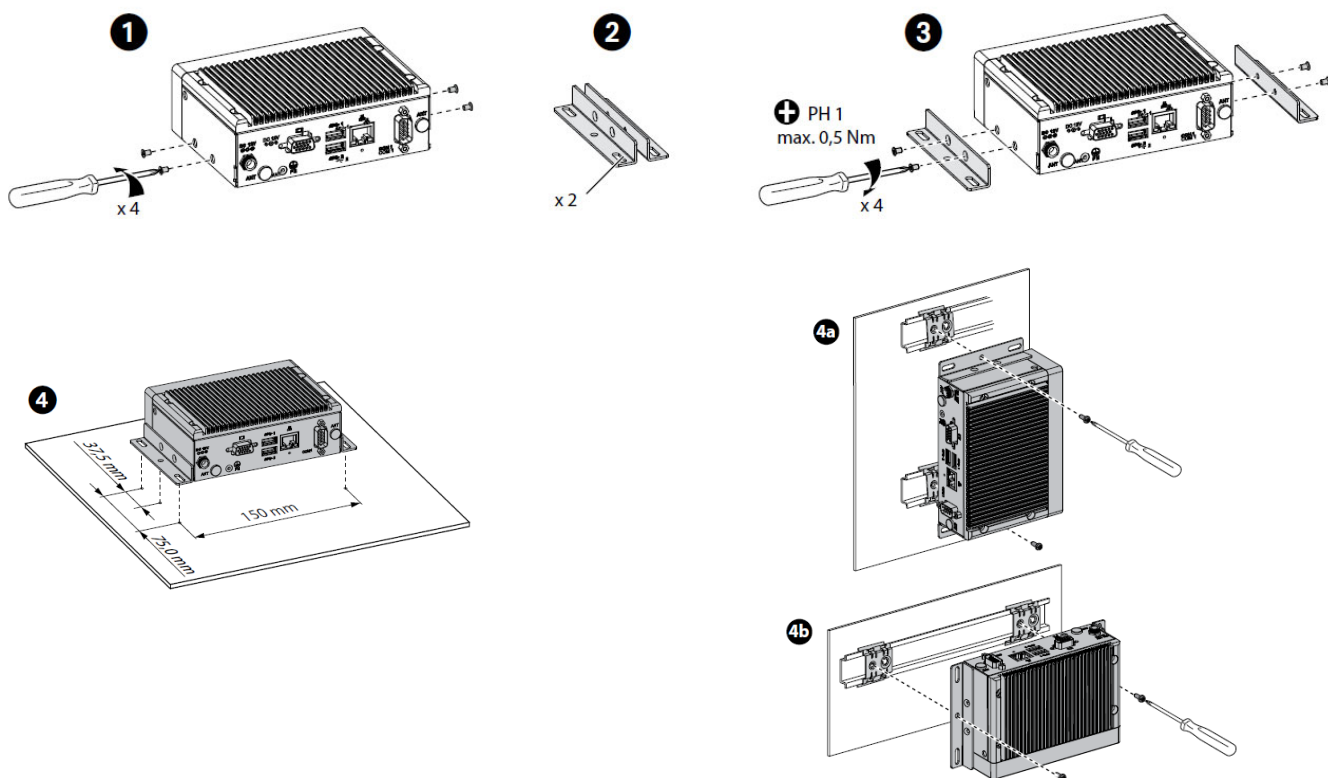


4. FIXING – CONNECTION (continued)

Wiring diagram:



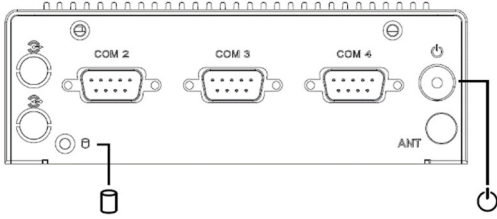
Installation of the fixing brackets:



5. GENERAL CHARACTERISTICS

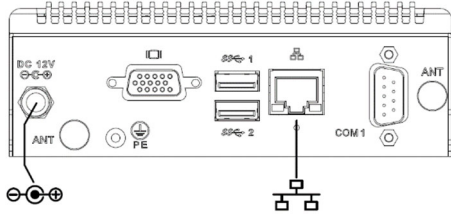
Front face marking:

. By permanent ink pad printing:




Rear face marking :

. By permanent ink pad printing:



Upper face marking:

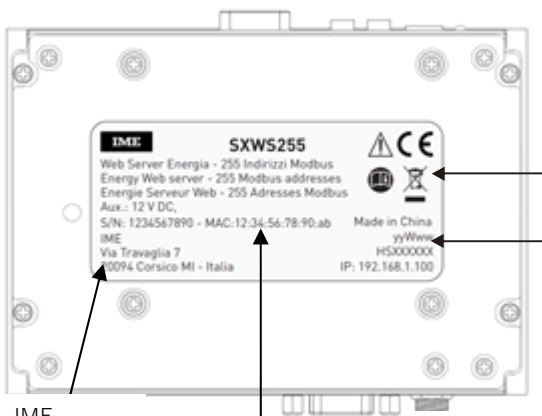
. By adhesive foil:



Lower part marking:

. By adhesive foil:

Technical pictograms



IME address

Serial number and MAC Address

"Made in" Traceability
Default IP Address

5. GENERAL CHARACTERISTICS (continued)

Signalling LEDs:

. Gives information about the operating state of the Web server:
. Led linked to power On/Off button



. Possible states & colours:

Led	State	Meaning
Green	Steady on	Device powered on
Orange	Steady on	Device turned off or suspend mode

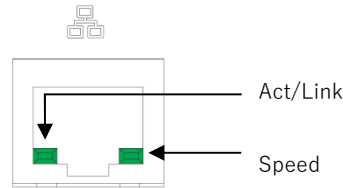
. HDD activity led



. Possible states & colours:

Led	State	Meaning
Red	Blinking	HDD activity

. RJ45 Ethernet connector with activity LEDs



. Possible states & colours:

Led	State	Meaning
"Act/Link" " (green)	Blinking	Device connected to the Ethernet network and activity on Ethernet cable
"Speed"	Steady off Steady Green Steady Yellow	Operating at 10 Mbps Operating at 100 Mbps Operating at 1000 Mbps

Note: all LEDs and ports not described in this document do not have any use in IME applications.

Technical characteristics of communication:

. Ethernet specification compliance: Compliant with IEEE 802.3, IEEE 802.3u, IEEE 802.3x, IEEE 8023y, IEEE 802.ab.
. Interface Ethernet: 1 x 10/100/1000 Mbps Intel 82583V GbE, supports "Wake on LAN" standard

Default configuration:

. IP Address: 192.168.1.100
. Subnet Mask: 255.255.255.0
. Gateway: 198.168.1.1

5. GENERAL CHARACTERISTICS *(continued)*

Web pages access:

- . Access to the web Servers pages and data is secured by two identification codes (PIN and PUK codes).
- . Four types of "default" users are configured:

User	PIN	PUK
administrator	99999	00000 9999 00000
Installer	55555	00000 5555 00000
user	11111	00000 1111 00000

Note: The home page ("home") will be different depending on the type of user that access to the device *(for more details refer to the user manual)*.

Historical of consumptions

. All energy, water and gas values (Δ of consumptions and global counters) and statistical values (average values, peak values, etc.), only if available on the device making the measurement, are saved automatically in files ".CSV" compatibles with Excel or "csv" reader.

- . Access to this data is possible in several ways:
 - "FTP" protocol
 - creation of a network drive
 - data download via web pages
 - receive automatic reports sent by the web server *(for more details refer to the user manual)*.

Data storage time:

. Energies (Ea+), Water consumption, Gas Consumption: **data storage time is unlimited.**

Sampling of data (accuracy per minutes) is over time reduced, thus passing to an accuracy per hour → per day → per month → per year for the oldest stored data.

. For data such as:

- THD *(if available on the measuring device installed)*
- Harmonics *(if available on the installed measuring device)*
- Min, max, average values *(if available on the measuring device installed)*
- Status information *(if available on the device installed)*

the storage time is limited according to:

- total number of registered devices
- number of "EQ" devices activated
- type of registered devices (e.g. Energy meter, Multifunction devices, ...)

Sampling of data (accuracy per minutes) is over time reduced, thus passing to an accuracy per hour → per day → per month → per year for the oldest stored data.

Real Time Clock battery:

. 3 V / 210 mAh

Pollution degree:

. 2

Ambient operating temperature:

. Min. = -20° C. Max. = +60° C

Ambient storage temperature:

. Min. = -40° C. Max. = +85° C

5. GENERAL CHARACTERISTICS *(continued)*

Relative humidity:

. 95% @ 40° C (non-condensing)

Case material:

. Aluminium housing

Protection Index:

. Protection index against direct contacts: IP2X (IEC/EN 60529).

Vibrations during operation:

. 3G rms, IEC 60068-2-64, random, 5 ~ 500 Hz, 1hr/axis

Shocks during operation:

. 30G rms, IEC 60068-2-27, half sine, 11ms duration

Consumption:

- . Typical 5,5 W
- . Max 10,2 W

Average weight per device:

. 0,7 kg.

Volume when packed:

. 7,75 dm³.

6. COMPLIANCE AND APPROVALS

Compliance to standards:

- . Compliance with Directive on electromagnetic compatibility (EMC) n° 2014/30/EU
- . Compliance with low voltage directive n° 2014/35/EU.
- . Compliance with:

EN 55011: 2016/A1:2017
 EN 55032:2015+AC:2016, class B
 EN 61000-6-3:2007 +A1:2011+AC:2012
 EN 55024: 2010 / EN 55024: 2010 + A1: 2015
 EN 61000-6-4: 2007+A1: 2011/ EN 61000-3-2: 2014/ EN 61000-3-3: 2013 /EN 61000-6-2: 2005 +AC: 2005
 EN 61000-6-1: 2017/ EN 61000-4-2: 2009 /IEC 61000-4-2:2008 ED 2.0 / EN 61000-4-3: 2006 +A1: 2008 +A2: 2010
 IEC 61000-4-3:2010 ED 3.2 / EN 61000-4-4: 2012 / IEC 61000-4-4:2012 ED 3.0 EN 61000-4-5: 2014 +A1:2017/ IEC 61000-4-5: 2014 +A1:2017 ED 3.0
 EN 61000-4-6: 2014 +AC:2015 / IEC 61000-4-6: 2013 ED 4.0
 EN 61000-4-8: 2010
 EN 61000-4-11: 2004+A1:2017 /IEC 61000-4-11: 2004+A1:2017 ED 2.0

Environment respect – Compliance with EU directives:

- . Compliance with Directive 2011/65/EU modified by directive 2015/863 (RoHS 2) on the restriction of the use of certain hazardous substances in electrical and electronic equipment.
- . Compliance with REACH regulation: at the date of the publication of this document no substance from the candidate list is present in these products.

Packaging :

. Design and manufacture of packaging compliant to decree 98-638 of the 20/07/98 and also to directive 94/62/CE.